



INSTRUCTIONS FOR BOTH MOTOR MOUNT AND WALL MOUNT STYLES

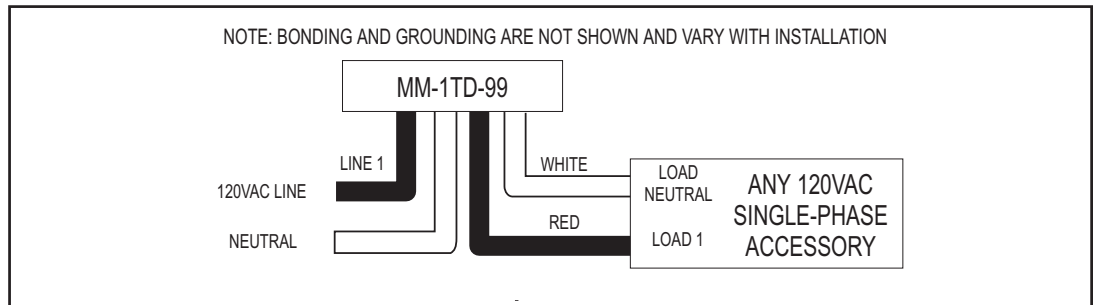
DESCRIPTION: The MM-1TD-99 is a jetted bathtub control with an air-actuated On/Off switch with a 10-minute time delay to "Off". The optional Water Level Sensor may easily be added for water level protection. See Water Level Sensor instructions for more information.

INPUT SERVICE RATINGS: 120VAC, 1 HP, 50/60 Hz, 2 Wire Plus Ground
 16AMP maximum running load.

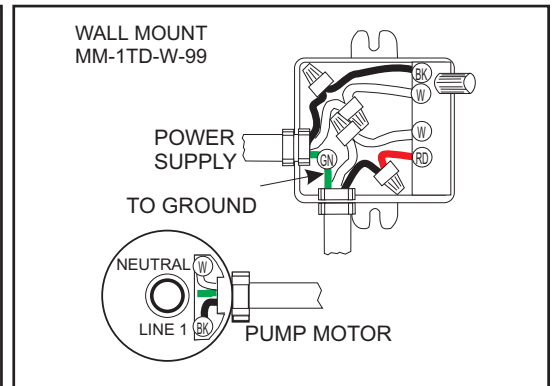
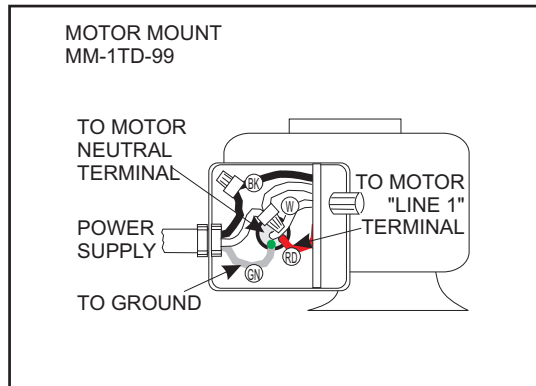
OPERATION: Each push of the air button cycles the equipment "On or Off". The time-delay module will automatically cycle the equipment "Off" after 10 minutes.

1	2
Equipment On for 10 minutes	Equipment Off (before 10-minute time delay has elapsed)

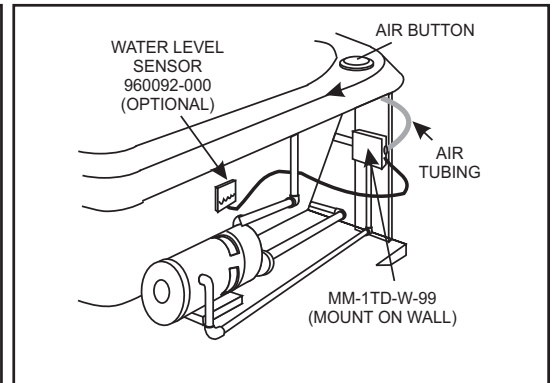
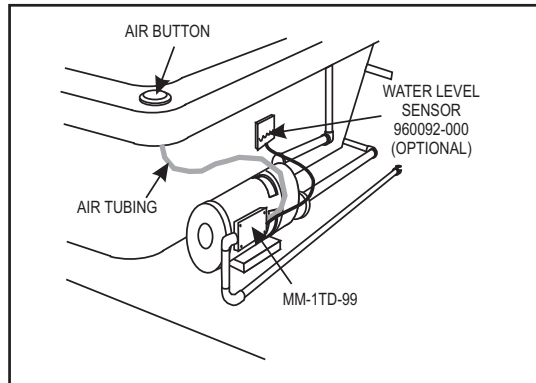
POWER SUPPLY:



TYPICAL INSTALLATION:



PHYSICAL PLACEMENT:



NOTE: Ground connections are not shown and vary with installations.

CAUTION: USE COPPER CONDUCTORS ONLY. Do not lubricate relays. All Allied Innovations LLC controls must be installed by a licensed electrician according to these instructions.

READ AND SAVE THESE INSTRUCTIONS

IMPORTANT SAFETY INSTRUCTIONS

READ AND FOLLOW ALL INSTRUCTIONS

1. A pressure wire connector is provided on metallic enclosures to permit connections of a minimum No. 8 AWG solid copper bonding conductor between any metal equipment, metal enclosures of electrical equipment, metal water pipe, or conduit within 5 feet (1.5 m) of the unit as needed to comply with local requirements. Polymeric enclosures are supplied with an internal equipment ground bar.
2. THIS CONTROL MUST BE FACTORY INSTALLED OR INSTALLED BY A LICENSED ELECTRICIAN ACCORDING TO STATE, NATIONAL, AND LOCAL ELECTRICAL CODE AND THE INSTRUCTIONS.
3. Use copper conductors only.
4. DANGER - To reduce the risk of injury do not permit children to use this product unless they are closely supervised at all times.
5. Install to provide drainage of compartment for electrical components.
6. A ground-fault circuit interrupter (GFCI) designated line is to be installed in accordance with the National Electrical Code, the Canadian Electrical Code and all local codes in effect at the time of installation. When unit is provided with a GFCI, the GFCI must be tested monthly. To conduct the test the unit must be operating. Push the test button. The unit should stop operating and the reset button should appear. Push the reset button. The unit should now operate normally. If the interrupter fails to operate in this manner, there is a ground current flowing, indicating the possibility of electric shock. Disconnect the power until the fault has been corrected.
7. The electrical supply for this product must include a suitably rated switch or circuit breaker to open all ungrounded supply conductors to comply with Section 422-20 of the National Electrical Code, ANSI/NFPA 70-1987. The disconnect must be readily accessible to the tub occupant but installed at least 5 feet (1.5m) from tub water.
8. No electrical appliance may be placed within a 5 foot reach path from the water's edge.
9. Use only non-conductive tubing to connect any air actuator.

READ AND SAVE THESE INSTRUCTIONS

WARRANTY

Allied Innovations LLC warrants its products to be free from defects in workmanship and material under normal use and conditions for a period of one year from the date of original manufacture. Should repair be required by reason of any defect or malfunction during the warranty period, Allied Innovations LLC will repair, or at their discretion, replace this product without charge, subject to verification of the defect or malfunction, upon delivery of the product to the attention of:

**Technical Service Department
Allied Innovations LLC
7215 Bermuda Rd
Las Vegas, NV 89119-4304**

If repair is required after the expiration date of the warranty period, Allied Innovations LLC will repair this product and bill for any necessary replacement parts, shipping and handling.

This warranty is void if: 1) the unit is not installed per the instructions; 2) is hooked up to improper voltage; 3) is subjected to chemical corrosion; 4) is mechanically or electrically altered in any way; 5) is subjected to water or immersion; 6) contacts show evidence of short circuiting, or the unit has been visibly damaged by accident or misuse or which has been damaged by wind, rain, lightning, freezing or other cause; or upon which the serial number or manufacture date has been altered, effaced or removed. There is a charge for replacement parts if the defective unit is returned for any of the reasons listed above.

Allied Innovations LLC shall not be liable for any inconvenience, loss of time, or incidental expenses incurred. Allied Innovations LLC shall not be liable for any labor charges associated with the removal or re-installation of any so-claimed defective products.

This is the only warranty expressed or implied by Allied Innovations LLC. Warranties implied under state law, including any implied warranty of merchantability or fitness for a particular purpose, shall be limited to one year from the date of manufacture.

Allied Innovations LLC disclaims any liability for any incidental or consequential damages.

Ship as follows:

1. Pack the unit in a well padded, heavy corrugated box.
2. Include name, return address, and daytime phone number along with a short description of problem with control.
3. Mail the unit, prepaid, to the above address.

Some states do not allow the exclusion or limitation of incidental or consequential damages, therefore the above limitation may not apply to you.

ALLIED INNOVATIONS LLC



Manufacturing the Product Lines of Len Gordon
7215 Bermuda Rd Las Vegas, NV 89119-4304
(702) 361-0600